




Royal LePage Real Estate Services Ltd., Brokerage  
**CORPORATE BROKERAGE**

# October 2018 Market Stats

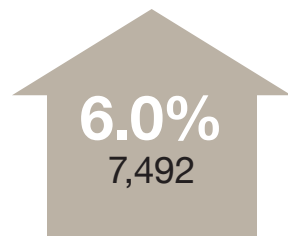
Statistics provided by the Toronto Real Estate Board

## MLS Sales Activity

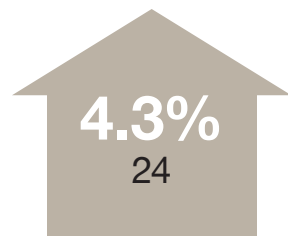
	UNITS	AVERAGE PRICE
<b>OCTOBER 2018</b>	<b>7,492</b>	<b>\$807,340</b>
<b>OCTOBER 2017</b>	<b>7,069</b>	<b>\$780,400</b>



Year-Over-Year  
**Average  
Sale Price**



Year-Over-Year  
**Number  
of Sales**



Year-Over-Year  
**Average Days  
On Market**

## Sales & Average Price By Major Home Type



Detached

**416**  
**905**

Sales

882  
2,446

Average Price

\$1,311,265  
\$914,179



Semi-Detached

**416**  
**905**

Sales

331  
443

Average Price

\$1,026,829  
\$659,622



Townhouse

**416**  
**905**

Sales

272  
882

Average Price

\$766,718  
\$621,564



Condo Apartment

**416**  
**905**

Sales

1,519  
608

Average Price

\$603,153  
\$461,013



Royal LePage Real Estate Services Ltd., Brokerage  
[www.rlpqta.ca](http://www.rlpqta.ca)

Facebook: [RoyalLePageRealEstateServicesLtd.Brokerage](https://www.facebook.com/RoyalLePageRealEstateServicesLtd.Brokerage)

[in /company/royal-lepage-real-estate-services-ltd.-brokerage](https://www.linkedin.com/company/royal-lepage-real-estate-services-ltd.-brokerage)